

FOR RESIDENTIAL AND COMMERCIAL APPLICATIONS

Introducing the  
**Dutemänn Haus**

Aluminium high performance entrance door systems





## Style Choices

An extensive choice of styles are available that can be incorporated in almost any frame configuration. Your Dutemänn Haus door can be finished in any RAL colour, with a wide choice of ironmongery, allowing you to specify a door that suits any property style. Each bespoke door is made to measure; a single door can be manufactured to a maximum dimension of 1200mm wide and 2390mm high. Double door combinations along with top and sidelight configurations are also available.

## Security

Security is always an important factor when purchasing a front door. Our product has been specifically designed with this in mind. We only fit top quality German locking systems with an automatic locking function which is the preferred specification for Secured by Design. The lock is then fitted with a 3 star security cylinder. Each Haus door is fitted with dual security hinges which are fully adjustable for your convenience.

Glazed door panels are fitted with triple glazed toughened safety glass. Side lights and top lights frames are prepared to accept 44 mm triple glazed units with beading on the inside so it cannot be removed from the outside.

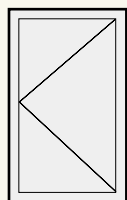
## Weather Resistance

Your Haus door is designed for use in all European climates. All doors have been tested to, and have passed, the very latest testing criteria for both air and water resistance. Our frames have multiple rubber weather seals ensuring your home is safe, dry and warm, even during the harshest of weather conditions.

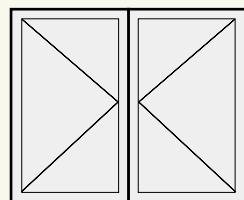


All of our door systems are manufactured to exceed current U- value building regulations

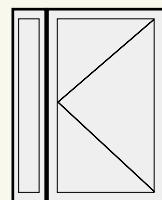
## DOOR OPTIONS



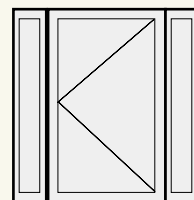
single leaf



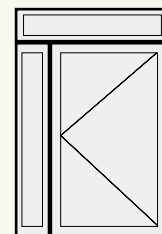
double leaf



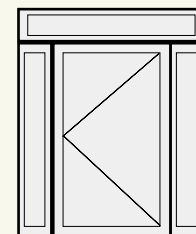
fixed side leaf



2 fixed side leaves

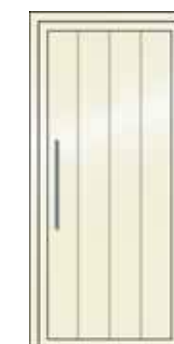


fixed side leaf  
fixed transom



2 fixed side leaves  
fixed transom

single leaf	maximum	double leaf	maximum	side light	maximum	top light	maximum
height	2390mm	height	2390mm	height	2390mm	height	2400mm
width	1200mm	width	2400mm	width	1200mm	width	1200mm



ATHENS 1



ATHENS 2



ATHENS 3



BARCELONA 1



PARIS 1



PARIS 5



PRAGUE 2



PRAGUE 4

## Energy Efficient

The Dutemänn Haus Door range provides exceptional thermal performance. All of our door systems are manufactured to exceed current U- value building regulations. Our panels are 44mm thick constructed of two pressed panels of aluminium with a highly insulated inner core, this construction gives us a panel U value of just 0.71w/(m2k) for both glazed or solid panels.

When we combine our panel with our superior high insulation door system, the whole Dutemänn Haus Door is as low as 1.2w/(m2k). The combination of a thermal barrier, multiple weather seals and high performing glass maximises heat retention increasing fuel efficiency and helping to minimise fuel bills.

## Panel Construction

Each Dutemänn Haus panel is a massive 44mm thick constructed from two pressed aluminium sheets on the outer faces reinforced with laminated wooden sheets all encasing the highly thermally efficient inner core.

The result is a highly stable, thermally efficient product which is unaffected by extreme weather conditions. Glazed panels are bonded into openings for security and held in place with an internal bezel.

## Finish

The doors can be finished in a choice of over 200 RAL colours. The powder coat is applied to the aluminium extrusions in a factory controlled environment ensuring a high-quality finish. For coastal locations, this can be upgraded to marine grade finish.

## Disabled Access

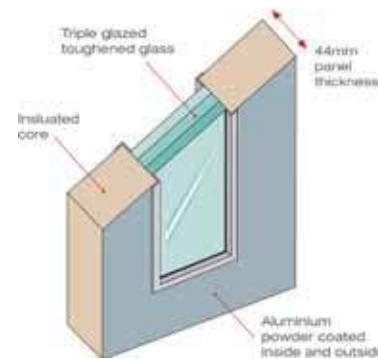
The standard weathered threshold used on the Haus Door system is part M compliant for disabled access providing the internal and external floor levels are constructed correctly (see recommended construction details).

## Best Value

We offer a top quality stylish product with high insulation values. Our doors will exceed your expectations in terms of mechanical and thermal performance. We therefore believe that Dutemänn Haus is the best value contemporary aluminium door available on the market.

## Simple Installation

When you purchase a fully fabricated Dutemänn Haus door set, it is pre-hung and fully tested prior to delivery. The frame is fully assembled so it can be fitted easily into your prepared opening then sealed against the structure. The door leaf is hung in place on our fully adjustable hinges to complete your installation.



1 BARCELONA 2 BARCELONA 3 BARCELONA 4 CADIZ 1



CADIZ 3 CANNES 5 CANNES 6 STOCKHOLM 1 AMSTERDAM 2 MONACO 2 OSLO 1 OSLO 2

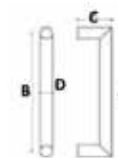


VENICE 1 VENICE 2 VENICE 3 VENICE 4



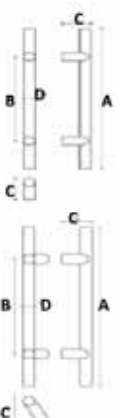
## DUTEMÄNN HAUS DOOR HANDLES

	A	B	C	D
134	330	300	85	30
135	680	650	85	30
136	1030	1000	85	30



	A	B	C	D
140	500	300	87	32
141	700	500	87	32
142	1200	1000	87	32

	A	B	C	D
137	500	300	97	32
138	700	500	97	32
139	1200	1000	97	32



## Aluminium high performance entrance door systems

Dutemänn Haus is a range of highly insulated contemporary aluminium entrance doors, available as a complete door set made to your specification.



### FINISH

The doors can be finished in one of our standard colours or a choice of over 200 RAL colours. The powder coat finish is applied to the aluminium extrusions in a controlled factory environment ensuring a high quality finish.



Dutemänn is a trade manufacturer of quality aluminium composite entrance doors, patio doors and bifold doors. We work as a specialist aluminium door supplier to installers, developers and builders. We also supply other fabrication businesses who don't want to disrupt their core production to manufacture a non-core product.

**DUTEMÄNN**  
exceeds expectations

#### Dutemänn UK Limited

R3 Lower Road • Northfleet Industrial Estate • Northfleet •  
Kent DA11 9SN  
T +44 (0)1322 771213 • E sales@dutemänn.co.uk  
www.dutemänn.co.uk

11/16 KCD003 The content of this document, photographic reproduction and technical details remain the sole property of Dutemänn UK, all rights reserved. It cannot be reproduced, in whole or in part, without explicit permission. Terms and conditions of sale apply, a copy of which is available on request. Created by Karma Design www.karmadesignuk.com