

# Our crafting techniques

## Seamless corners

Mass-produced timber manufacturers that focus on speed can often be identified by their use of shadow grooves on the frame and sash corner joints. Shadow grooves are used regularly because they hide corners that are not perfectly flush fitting. Decades of bench joinery experience enables us to achieve mortice and tenon corner joints that are seamless, flush and almost invisible. We finish them flush because we proudly enjoy having nowhere to hide. Our corners are perfect every time.



## Flush-fit, colour matched trickle vents

Trickle vents are ugly, but ours are made from aluminium, not plastic. They boast a flush finish inside and out, with the outside grille being virtually hidden by our head drip when fitted in the outer frame. We paint our vents, so they are an identical match to the colour of the frame.

\*Flush vent externally is only available in outer frame and head drip must be fitted.



## Shootbolt and egress, as standard

We fit shootbolt locking as standard, and egress escape hinges on all side openers as standard. As well as effortlessly complying with fire escape regulations if sash widths allow, egress hinges provide a traditional timber look, with the sash swinging open from the corner. Butt hinges with peg stays are also available.



## Sash windows with options

We proudly offer 4 sash horn designs, as well as 4 staff bead options, 4 outside lining options and 3 external glazing bead options. This allows our sash windows to fit in with any type of property. Our sash horns are hand finished using our precision bandsaw and oscillating spindle sander.

In addition, we can offer any bespoke shape of sash horn to match existing windows as part of our Tailored range, from a template or detailed drawing.



## Three-coat, dual colour paint

We apply a three-coat professional spray finish to all our windows and doors, ensuring a perfectly consistent finish every time. Each coat contains 120-150 microns of paint, which is the equivalent of 10 brush coats. We can match any RAL or Farrow & Ball colour, and we can dual colour, giving a different appearance to the inside and outside of the home.



## Externally beaded, glass sealed

Our windows and doors are externally beaded, which gives them the traditional look they deserve. Our glass is security taped in place meaning it cannot be removed from the outside by unwanted intruders. External beading not only looks better, but it also eliminates the risk of water building up in the rebate channel, which can inevitably work its way through an internal bead into the home causing damage to internal surfaces.



## Twin mortice and tenon sash joint

Over four decades we've perfected our corner joints. On window sashes we take extra time to craft twin mortice and tenon joints, as standard, combined with star dowel fixing.

This traditional method ensures every corner leaves our workshop strong, secure, and ready to last for a lifetime of operation.



# Our materials

## Timber

We use Accoya as standard on our Signature range of windows and doors because we believe it's the best material available.

If requested, as part of our Tailored range we can also create windows and doors in a range of hardwood options.



GUARANTEE

## Hardware

We are proud to offer two premium hardware ranges from UK based suppliers 'Coastal Group' based in Cornwall and 'From the Anvil' based in Llandrindod Wells, Wales.

Using two ranges allows us to cover all hardware styles from modern to traditional. All our hardware is premium grade and boasts a 10-year guarantee.



GUARANTEE



## Glass

Our energy performance glass comes from the UK's premium glass manufacturer System 3, who are based locally in Manchester.

System 3 are well known for the quality of their glass, so we wouldn't trust anyone else's product in our windows.



GUARANTEE

## Paint

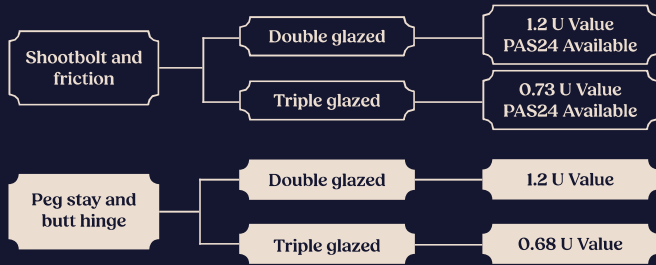

Our paint comes from leading supplier Teknos, who have been producing in Finland since 1948. Teknos have been working in collaboration with Accoya since 2008, ensuring a perfect combination for a long-lasting finish. All our windows and doors are triple coated in our dedicated paint shop before leaving our workshop.



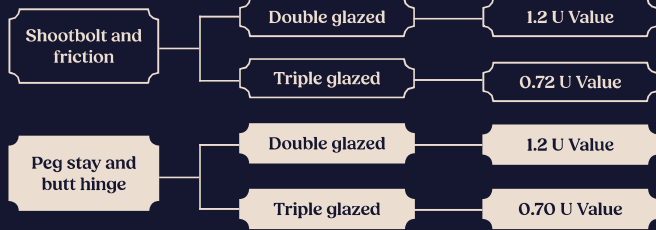

GUARANTEE



## Flush window



## Stormproof window



## Sash window



## Entrance door




## French door



## Sliding door



## Bi-fold door



# Flush window

Shootbolt and friction hinge

**1.2**  
W/km<sup>2</sup>K

Double Glazed  
U-Value

**0.73**  
W/km<sup>2</sup>K

Triple Glazed  
U-Value

**PAS24**

Available

## About:

Our flush windows are hand crafted to perfection, offering a traditional look outside the property with the window sash finishing flush with the frame. This version comes with Yale shootbolt locking and friction hinges, meaning PAS24 can be achieved. Available with both double and triple glazing.



## Feature:

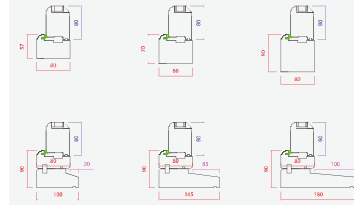
- Seamless corner joints, using twin mortice and tenon joints on all sash corners
- Flush-fit colour matching trickle vents, made from aluminium
- Three coat factory paint finish, dual colour available
- Externally beaded for tradition, taped glass for high security
- Range of cill sizes available
- Available with a large outerframe (20mm bigger) or a 20mm add on supplied separately
- Head drips sent with all frames
- Crafted by experts
- 70+ year life expectancy

## Specification:

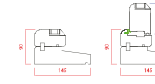
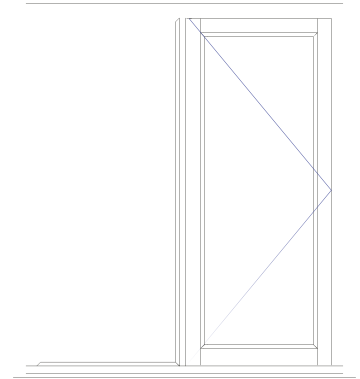
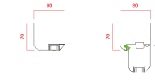
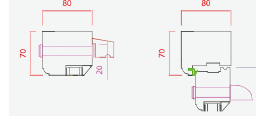
- Yale multi point shootbolt lock with night vent position
- Choice of 7 shootbolt window handle styles, from 2 suppliers, in multiple finishes
- High security friction hinges, egress as standard on all side openers
- 1.2 whole window U value with double glazing
- 0.73 whole window U value with triple glazing
- PAS24 available

## Double glazed

### Cill:

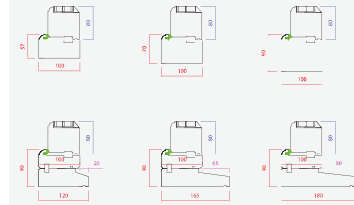


### Trickle vent:

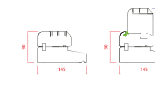
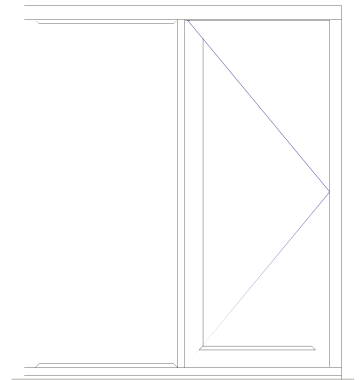
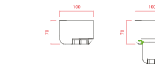
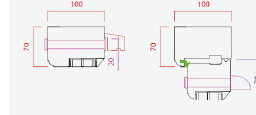


## Triple glazed

### Cill:



### Trickle vent:



# Flush window

Peg stay and butt hinge

1.2

W/km<sup>2</sup>K

Double Glazed  
U-Value

0.68

W/km<sup>2</sup>K

Triple Glazed  
U-Value

## About:

Our flush windows are hand crafted to perfection, offering a traditional look outside the property with the window sash finishing flush with the frame.

This version comes with a peg stay and butt hinge hardware option, for a traditional look. Available with both double and triple glazing.



## Feature:

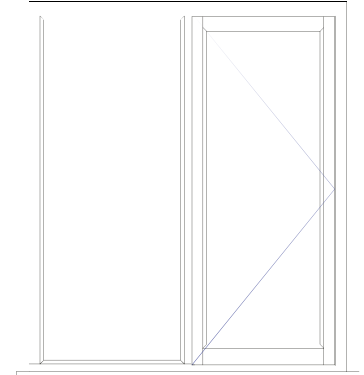
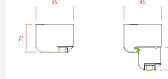
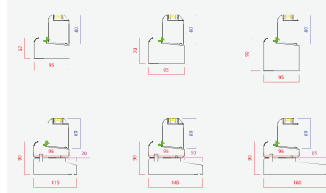
- Seamless corner joints, using twin mortice and tenon joints on all sash corners
- Flush-fit colour matching trickle vents, made from aluminium
- Three coat factory paint finish, dual colour available
- Externally beaded for tradition, taped glass for high security
- Range of cill sizes available
- Available with a large outerframe (20mm bigger) or a 20mm add on supplied separately
- Head drips sent with all frames
- Crafted by experts
- 70+ year life expectancy

## Specification:

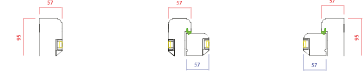
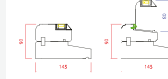
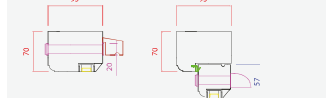
- Traditional looking peg-stay, fastener and hinge
- Choice of 4 hardware styles, from 2 suppliers, in multiple finishes
- 1.2 whole window U value with double glazing
- 0.68 whole window U value with triple glazing

## Double glazed

### Cill:


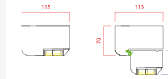
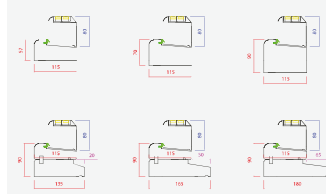


### Trickle vent:

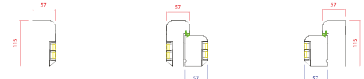
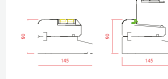
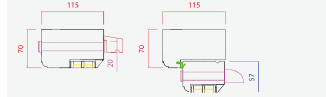


## Triple glazed

### Cill:



### Trickle vent:



# Stormproof window

Shootbolt and friction hinge

1.2

W/km<sup>2</sup>K

Double Glazed  
U-Value

0.72

W/km<sup>2</sup>K

Triple Glazed  
U-Value



## About:

Our stormproof windows are hand crafted to perfection, offering double rebated protection against the outside elements. This version comes with Yale shootbolt locking and friction hinges. Available with both double and triple glazing.



## Feature:

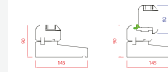
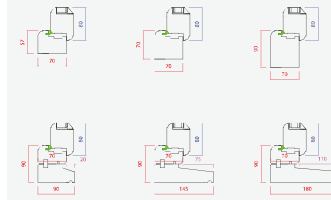
- Seamless corner joints, using twin mortice and tenon joints on all sash corners
- Flush-fit colour matching trickle vents, made from aluminium
- Three coat factory paint finish, dual colour available
- Externally beaded for tradition, taped glass for high security
- Range of cill sizes available
- Available with a large outerframe (20mm bigger) or a 20mm add on supplied separately
- Head drips sent with all frames
- Crafted by experts
- 70+ year life expectancy

## Specification:

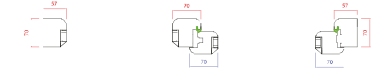

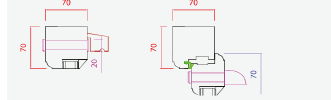
- Yale multi point shootbolt lock with night vent position
- Choice of 7 shootbolt window handle styles, from 2 suppliers, in multiple finishes
- High security friction hinges, egress as standard on all side openers
- 1.2 whole window U value with double glazing
- 0.72 whole window U value with triple glazing

## Double glazed

### Cill:

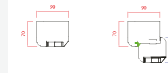
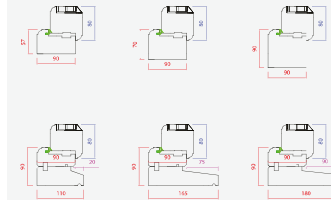


### Trickle vent:

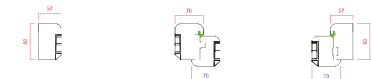

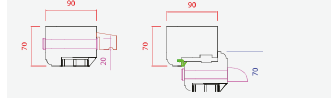


## Triple glazed

### Cill:



### Trickle vent:



# Stormproof window

Peg stay and butt hinge

**1.2**  
W/km<sup>2</sup>K

Double Glazed  
U-Value

**0.70**  
W/km<sup>2</sup>K

Triple Glazed  
U-Value

## About:

Our stormproof windows are hand crafted to perfection, offering double rebated protection against the outside elements.

This version comes with peg-stays, fasteners and stormproof butt hinges to maintain a more traditional look and feel. Available with both double and triple glazing.



## Feature:

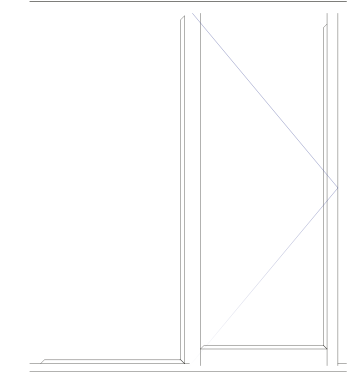
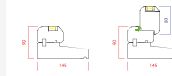
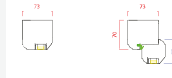
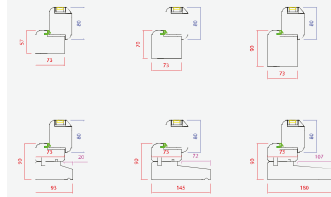
- Seamless corner joints, using twin mortice and tenon joints on all sash corners
- Flush-fit colour matching trickle vents, made from aluminium
- Three coat factory paint finish, dual colour available
- Externally beaded for tradition, taped glass for high security
- Range of cill sizes available
- Available with a large outerframe (20mm bigger) or a 20mm add on supplied separately
- Head drips sent with all frames
- Crafted by experts
- 70+ year life expectancy

## Specification:

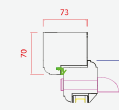
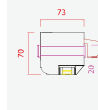
- Traditional looking peg-stay, fastener and hinge
- Choice of 4 hardware styles, from 2 suppliers, in multiple finishes
- 1.2 whole window U value with double glazing
- 0.70 whole window U value with triple glazing

## Double glazed

### Cill:


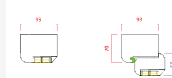
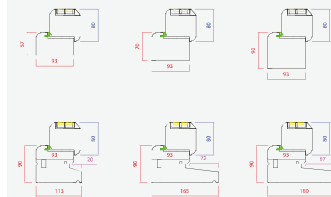


### Trickle vent:

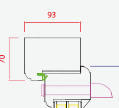
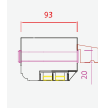


## Triple glazed

### Cill:



### Trickle vent:



# Sash window

Spiral balance

**1.2**  
W/km<sup>2</sup>K

Double Glazed  
U-Value

**0.77**  
W/km<sup>2</sup>K


Triple Glazed  
U-Value

**PAS24**

Available

## About:

Our sash windows are hand crafted to perfection, boasting classic sash aesthetics with smooth long lasting operation. This option with spiral balance sliding which can be PAS24 compliant.



## Feature:

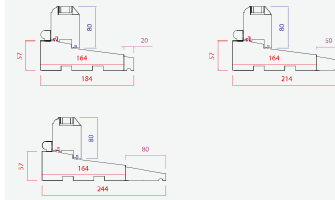
- Seamless corner joints, using twin mortice and tenon joints on all sash corners
- Flush-fit colour matching trickle vents, made from aluminium
- Three coat factory paint finish, dual colour available
- Externally beaded for tradition, taped glass for high security
- Available with a large outerframe (20mm bigger) or a 20mm add on supplied separately
- Crafted by experts
- 70+ year life expectancy

## Specification:

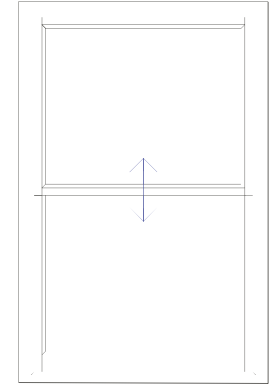
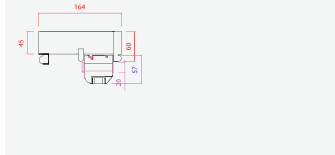
- Choice of hardware and finish options from leading ironmongers Coastal Group
- 1.2 whole window U value with double glazing
- 0.77 whole window U value with triple glazing
- PAS24 available
- Choice of 4 internal staff bead and external lining options

## Double glazed

Cill:

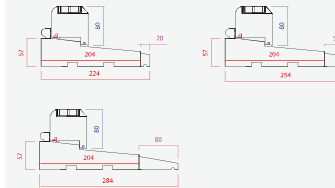


Trickle vent:

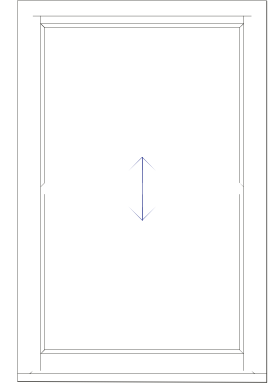
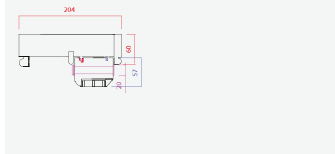


## Triple glazed

Cill:



Trickle vent:



# Sash window

Lead weight

**1.3**  
W/km<sup>2</sup>K

Double Glazed  
U-Value

**0.90**  
W/km<sup>2</sup>K

Triple Glazed  
U-Value

## About:

Our sash windows are hand crafted to perfection, boasting classic sash aesthetics with smooth long-lasting operation.

Lead weight sash windows allow the sash to slide smoothly and freely up and down. The sash weight is matched to the lead weights, attached with a sash cord over an axel pulley wheel, resulting in a completely frictionless motion of travel.



## Feature:

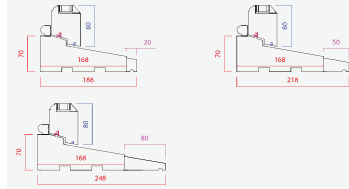
- Seamless corner joints, using twin mortice and tenon joints on all sash corners
- Flush-fit colour matching trickle vents, made from aluminium
- Three coat factory paint finish, dual colour available
- Externally beaded for tradition, taped glass for high security
- Available with a large outerframe (20mm bigger) or a 20mm add on supplied separately
- Crafted by experts
- 70+ year life expectancy

## Specification:

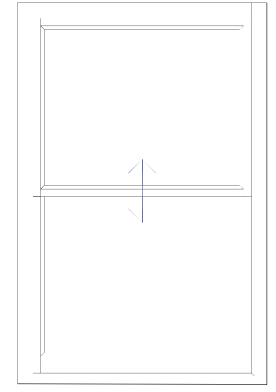
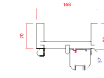
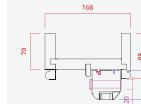
- Choice of hardware and finish options from leading ironmongers Coastal Group
- The ultimate in honouring traditional methods
- Frictionless motion of travel, up and down
- 1.3 whole window U value with double glazing
- 0.9 whole window U value with triple glazing
- Choice of 4 internal staff bead and external lining options

## Double glazed

### Cill:

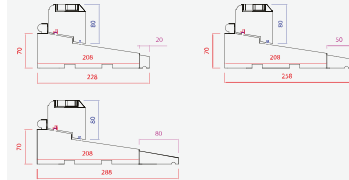


### Trickle vent:

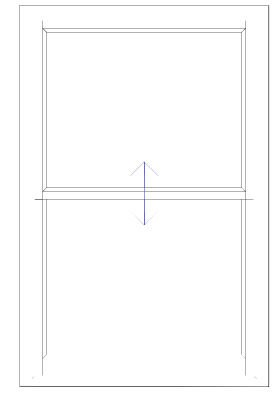
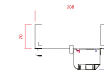
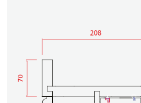


## Triple glazed

### Cill:



### Trickle vent:



# Entrance door



**1.2**  
W/km<sup>2</sup>K

Double Glazed  
U-Value

**0.71**  
W/km<sup>2</sup>K

Triple Glazed  
U-Value

**PAS24**

Available

## About:

Our high security entrance doors are available in a range of styles, catering for traditional and modern needs. We offer a range of glass options to compliment each design. Using Maco multipoint door locks, Ultion 3\* door cylinders and solid Accoya, our entrance doors are not only beautiful, but also safe and secure from unwanted intruders.



## Feature:

- Seamless corner joints, using twin mortice and tenon joints on all sash corners
- Flush-fit colour matching trickle vents, made from aluminium
- Three coat factory paint finish, dual colour available
- Vertically factory hung, ensuring perfect positioning and squareness
- Externally beaded for tradition, taped glass for high security
- Available with a large outerframe (20mm bigger) or a 20mm add on supplied separately
- Available with a stable door opening mechanism
- Crafted by experts
- 70+ year life expectancy

## Specification:

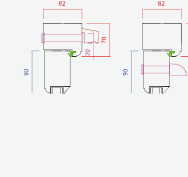
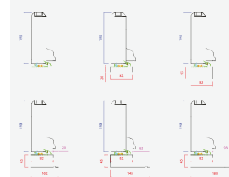
- Exitex low threshold for easy access, available in 3 finishes
- Maco high security multi-point door lock
- Ultion 3\* high security cylinders as standard
- Made from solid Accoya, reliably trusted to not visibly swell, shrink or distort
- Highly decorative details, such as bolection mouldings and R&F panels - style that cannot be matched by uPVC or GRP Composite doors
- Choice of 7 hardware styles, from 2 suppliers, in multiple finishes
- 1.2 whole door U value with double glazing
- 0.71 whole door U value with triple glazing
- PAS24 available

## Double glazed

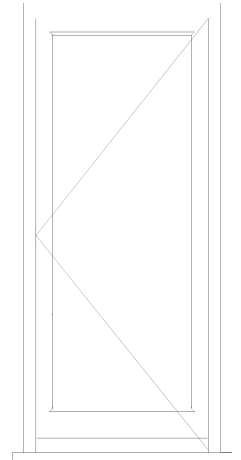
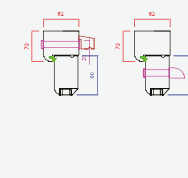
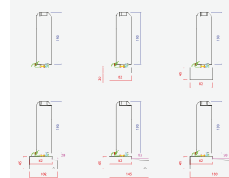
Cill:

Trickle vent:

Inward door



Outward door

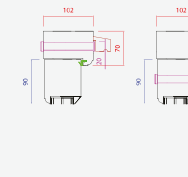
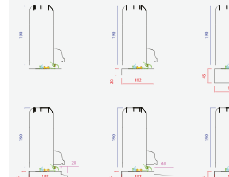


## Triple glazed

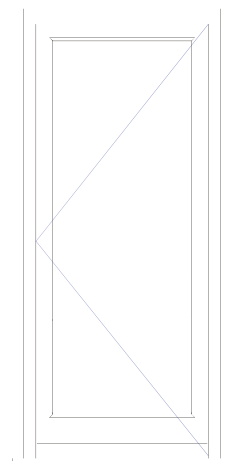
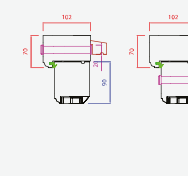
Cill:

Trickle vent:

Inward door

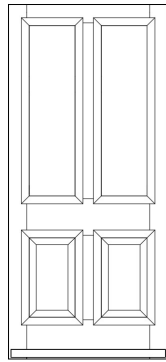


Outward door

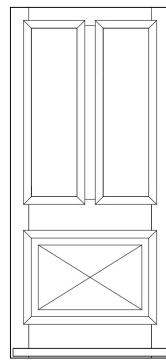




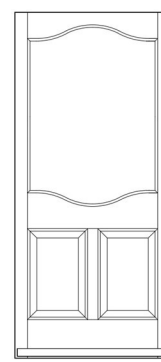
# Our entrance door styles



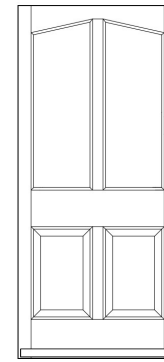
Didsbury




Knutsford




Cartmel



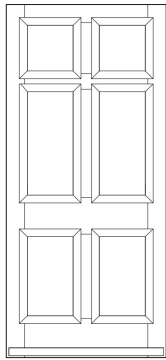
Ashley



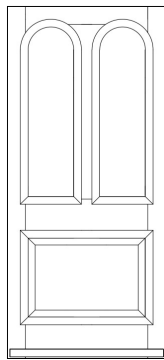
Marple



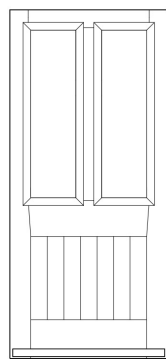
Heaton



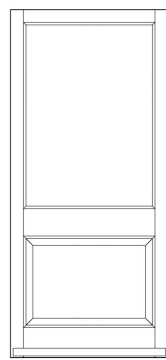
Bowden



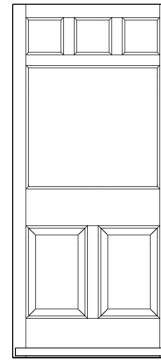
Wilsmlow



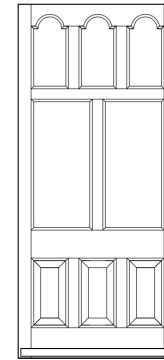
Bramhall



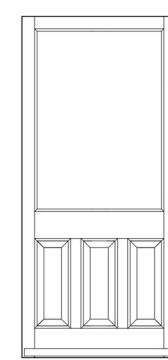
Prestwich



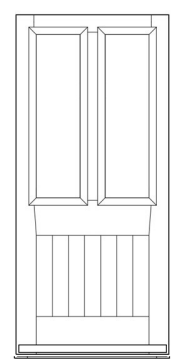
Alderly



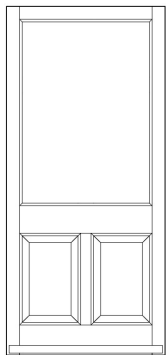
Hale



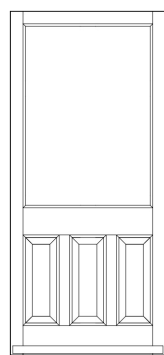
York



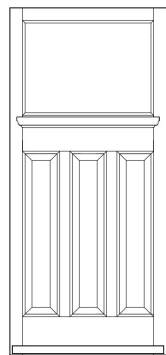
Harrogate



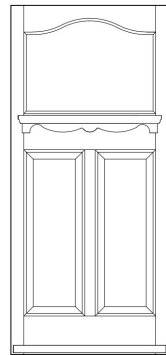
Tatton




Mere



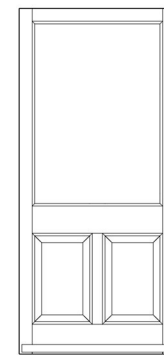
Eaton




Downham



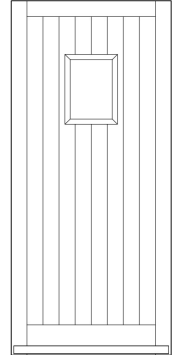
Bollington



Elworth



Chester



Whitby

# French door

**1.2**  
W/km<sup>2</sup>K

Double Glazed  
U-Value

**0.73**  
W/km<sup>2</sup>K

Triple Glazed  
U-Value

**PAS24**

Available



## About:

Our high security French doors are available opening inwards or outwards, fitted with 2 fully functional multi point door locks and lever/lever handles. Using Maco multipoint door locks, Ultion 3° door cylinders and solid Accoya, our French doors are not only beautiful, but also safe and secure from unwanted intruders.



## Feature:

- Seamless corner joints, using twin mortice and tenon joints on all sash corners
- Flush-fit colour matching trickle vents, made from aluminium
- Three coat factory paint finish, dual colour available
- Vertically factory hung, ensuring perfect positioning and squareness
- Externally beaded for tradition, taped glass for high security
- Available with a large outerframe (20mm bigger) or a 20mm add on supplied separately
- Available in a range of styles
- Crafted by experts
- 70+ year life expectancy

## Specification:

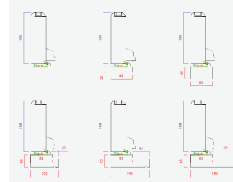
- Exitex low threshold for easy access, available in 3 finishes
- Maco high security multi-point door lock
- Ultion 3° high security cylinders as standard
- Made from solid Accoya, reliably trusted to not visibly swell, shrink or distort
- Choice of 7 hardware styles, from 2 suppliers, in multiple finishes
- 1.2 whole door U value with double glazing
- 0.73 whole door U value with triple glazing
- PAS24 available

## Double glazed

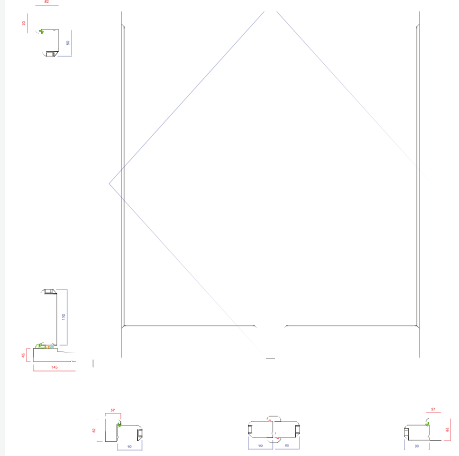
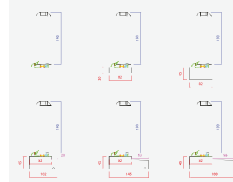
Cill:

Trickle vent:

Inward door



Outward door

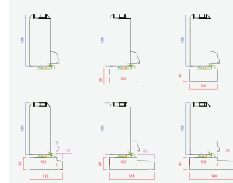


## Triple glazed

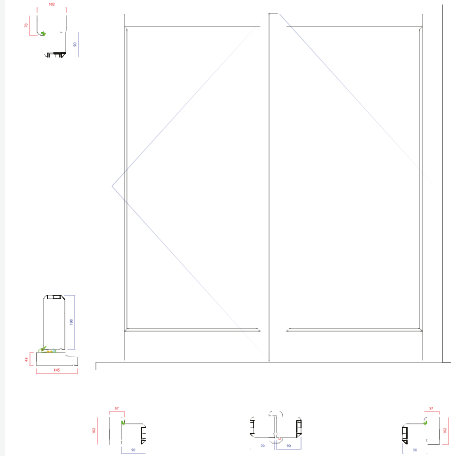
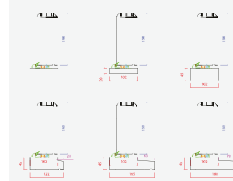
Cill:

Trickle vent:

Inward door



Outward door



# Sliding door

1.2

W/km<sup>2</sup>K

Double Glazed  
U-Value

0.69

W/km<sup>2</sup>K

Triple Glazed  
U-Value



## About:

Our high security sliding doors are available in a range of configurations, all operating effortlessly.

Using multi-point locking, Ultion 3\* door cylinders and solid Accoya, our sliding doors are not only beautiful, but also safe and secure from unwanted intruders.

Fab&Fix



## Feature:

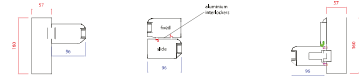

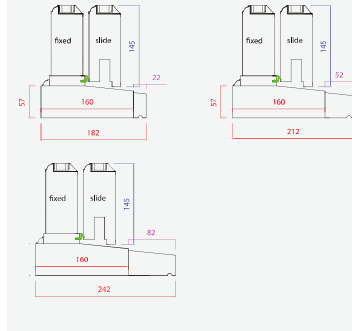
- Seamless corner joints, using twin mortice and tenon joints on all sash corners
- Flush-fit colour matching trickle vents, made from aluminium
- Three coat factory paint finish, dual colour available
- Vertically factory hung, ensuring perfect positioning and squareness
- Externally beaded for tradition, taped glass for high security
- Available with a large outerframe (20mm bigger) or a 20mm add on supplied separately
- Available in a range of configurations
- Crafted by experts
- 70+ year life expectancy

## Specification:

- Easy glide track, guaranteeing a smooth and effortless operation
- High security multi-point door lock
- Ultion 3\* high security cylinders as standard
- Made from solid Accoya, reliably trusted to not visibly swell, shrink or distort
- Choice of hardware finishes
- 1.2 whole door U value with double glazing
- 0.69 whole door U value with triple glazing

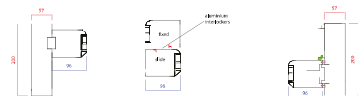

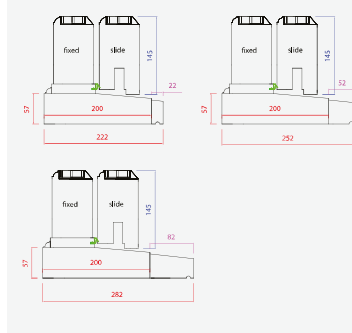
## Double glazed

### Cill:



## Triple glazed

### Cill:



# Bi-folding door

1.2


W/km<sup>2</sup>K

Double Glazed  
U-Value

0.74

W/km<sup>2</sup>K

Triple Glazed  
U-Value



## About:

Our high security bi-folding doors are available in a range of configurations, all operating effortlessly. Using Maco multipoint door locks, Ultion 3\* door cylinders and solid Accoya, our Bi-folding doors are not only beautiful, but also safe and secure from unwanted intruders.



## Feature:

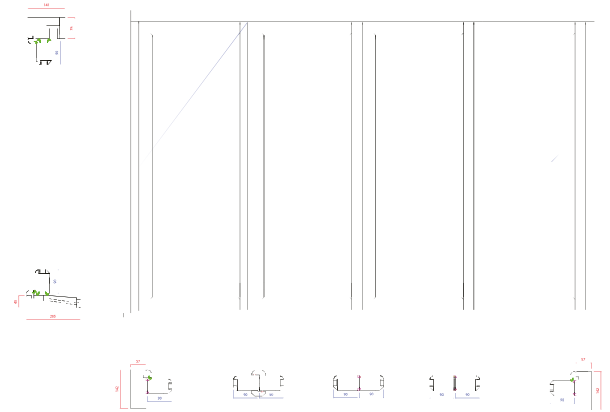
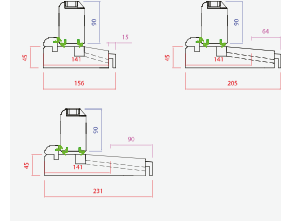
- Seamless corner joints, using twin mortice and tenon joints on all sash corners
- Flush-fit colour matching trickle vents, made from aluminium
- Three coat factory paint finish, dual colour available
- Vertically factory hung, ensuring perfect positioning and squareness
- Externally beaded for tradition, taped glass for high security
- Available with a large outerframe (20mm bigger) or a 20mm add on supplied separately
- Available in a range of configurations
- Crafted by experts
- 70+ year life expectancy

## Specification:

- Maco high security multi-point door lock
- Ultion 3\* high security cylinders as standard
- Made from solid Accoya, reliably trusted to not visibly swell, shrink or distort
- Choice of 7 hardware styles, from 2 suppliers, in multiple finishes
- 1.2 whole door U value with double glazing
- 0.69 whole door U value with triple glazing

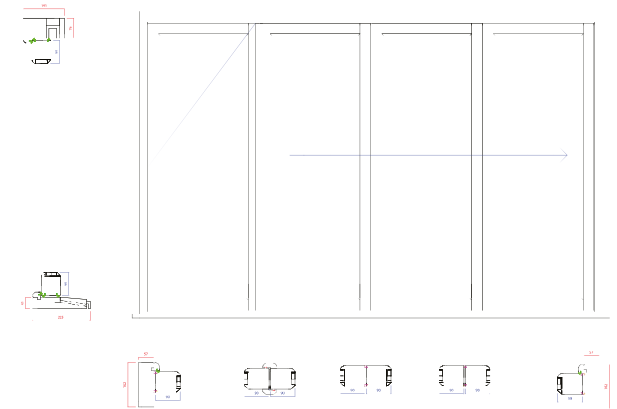
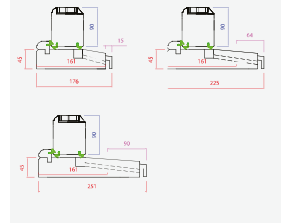
## Double glazed

Cill:



## Triple glazed

Cill:



# Colours



Our paint comes from leading supplier Teknos, who have been producing it since 1948.

Teknos have been working in collaboration with Accoya since 2008, making it the perfect combination for a long-lasting finish.

All our windows and doors receive a three-coat professional spray finish before leaving our workshop. We can match any RAL or Farrow & Ball colour, and we can dual-colour, giving a different appearance inside and outside.

Opposite are some of our most popular colours:



Traffic White 9016	Signal White 9003	Pure White 9010	Cream 9001	Wheat Flower White 080 85 05
Soft Greige 060 80 10	Vanilla Cream 060 90 10	Light Apricot 010 90 10	Sunrose Yellow 090 90 60	Cold Pink 350 70 10
Peanut Butter 060 70 20	Reed Green 6013	Sand Grey 095 70 10	Agate Grey 7038	Silk Grey 7044
Pebble Grey 7032	Laurel Grey 120 70 05	Filigree Grey 120 70 20	Soap Grey 130 70 20	Matte Green Sage 130 60 10
Sage Green Grey 150 50 10	North Cape Grey 200 60 10	Grey Mouse 7005	Blackthorn Blue 240 40 10	Galenite Blue 230 30 10
Slate Grey 7015	Graphite Grey 7024	Anthracite Grey 7016	Graphite Black 9011	Jet Black 9005

# Hardware

8 ranges from 2 suppliers

From the  
**Anvil**<sup>®</sup>

From Llandrindod Wells, Wales 'From The Anvil' boast over twenty three years of experience.

Combining beauty with durability, expert Blacksmiths hand craft exquisite products by forging mild steel and hot forging brass to make one-of-a-kind ironmongery that will last a lifetime. This is our super premium grade hardware.



COASTAL

Born on the rugged shores of Cornwall back in 2003, Coastal Group is a family owned business that specialises in the design and manufacture of precision-made hardware solutions for external doors and windows.





# Finishes



Aged brass      Matt black      Satin brass      Polished chrome      Polished brass




Polished nickel      Aged bronze      Black      Pewter

# Brompton



- Flush and stormproof shootbolt windows
- Flush and stormproof peg and stay windows
- Entrance, French and Bi-folding doors

Illustrated in Aged brass



Shootbolt handle      Peg stay, fastener and butt hinge      Door handle



Letterbox      Door hinge      Door pull



Doorknob      Brompton knocker      Art decor knocker      Doctor knocker

# Newbury

From the  
**Anvil**

- Flush and stormproof shootbolt windows
- Flush and stormproof peg and stay windows
- Entrance, French and Bi-folding doors

Illustrated in polished chrome



Shootbolt handle



Peg stay, fastener and butt hinge



Door handle



Letterbox



Door hinge



Door pull



Doorknob



Art decor knocker



Doctor knocker

# Monkeytail

From the  
**Anvil**

- Flush and stormproof shootbolt windows
- Flush and stormproof peg and stay windows
- Entrance, French and Bi-folding doors

Illustrated in black



Shootbolt handle



Peg stay, fastener and butt hinge



Door handle



Letterbox



Door hinge



Door pull



Doorknob



Art decor knocker



Doctor knocker

# Finishes



Satin stainless steel



Polished stainless steel



Satin brass stainless PVD



Polished brass stainless PVD



Black stainless PVD

# Regent



- Flush and stormproof shootbolt windows
- Flush and stormproof peg and stay windows
- Entrance, French and Bi-folding doors

Illustrated in polished stainless steel



Shootbolt handle



Peg stay, fastener and butt hinge



Door handle



x  
Letterbo



Door hinge



Escutcheon



Doorknob



Ring knocker



Doctor knocker

# Opera



- Flush and stormproof shootbolt windows
- Entrance, French and Bi-folding doors

Illustrated in polished stainless brass



Shootbolt handle



Door handle



Letterbox



Door hinge



Escutcheon



Doorknob



knocker  
Ring



knocker  
Doctor

# Mitre



- Flush and stormproof shootbolt windows
- Flush and stormproof peg and stay windows
- Entrance, French and Bi-folding doors

Illustrated in satin stainless steel



Shootbolt handle



Peg stay, fastener  
and butt hinge



Door handle



Letterbox



Door hinge



Escutcheon



Doorknob



Ring  
knocker



Doctor  
knocker

# Kuhlen



- Flush and stormproof shootbolt windows
- Entrance, French and Bi-folding doors

## Door handle



## Window handle



# Sash



- Spiral balance and lead weight sash windows

## Sash claw fastener



Sash hardware is available in chrome, gold and satin silver



Sash stop



Sash ring



Sash life



Sash pulley



Sash pulley plate



Sash cord



Sash lead weight

# Modern



• Entrance doors



Satin stainless steel



Matt black



1800mm



1500mm



1200mm

# Sliding door handle



• Sliding doors



White



Premium satin



Graphite



Chrome



Gold



Antique black



Black

# Peace of mind guarantee

For four decades we've perfected the raw materials we buy and the joinery techniques we use to allow us to confidently offer 'peace of mind' guarantees to be proud of.

All guarantees shown below are for timber windows and doors made using Accoya, in accordance with our maintenance guidelines.

## Fungal and Insect



## Workmanship



## Glass Unit



## Hardware



## Paint



## Stain

